

Community Survey

Research Report for



July 2022

Thornhill Brigg Mill, Thornhill Beck Lane, Brighouse, West Yorkshire, HD6 4AH

T: 01484 404797

W: www.enventure.co.uk

Report prepared by:

Katie Osborne
katie@enventure.co.uk

Report reviewed by:

Andrew Cameron
andrew@enventure.co.uk

Enventure Research

Head Office:

Thornhill Brigg Mill, Thornhill Beck Lane, Brighouse, West Yorkshire HD6 4AH
T: 01484 404797

London Office:

Smithfield Business Centre, 5 St John's Lane, London, EC1M 4BH
T: 0207 549 1616

W: www.enventure.co.uk E: info@enventure.co.uk

Reg no: 4693096
VAT no: 816927894



Contents

- Executive Summary 4**
 - Background 4
 - Methodology summary 4
 - Key findings 4
- The Research Programme 7**
 - Introduction 7
 - Methodology and survey design 7
 - Survey response 8
 - Interpretation of the findings 8
- Research Findings 10**
 - Respondent profile 10
 - Colney Heath Parish as a place to live 12
 - Current facilities 14
 - Finding out about the local area 19
 - Worries about the future 20
 - Investment in local facilities 22
 - Parish Council assets 24
 - Colney Heath Parish Council 27
 - Further comments 29
- Conclusions 31**
- Appendices 34**

Appendix – Questionnaire

Executive Summary

Background

Colney Heath Parish Council wished to consult its residents on the future of certain assets owned by the Parish Council, in addition to understanding their views on the local community, including likes and dislikes of living in the Parish, local facilities, the future of the Parish and the Parish Council's communications. The findings from the survey will be used to inform the future of the Parish, including the Parish Council's assets and future investment.

Colney Heath Parish Council commissioned an independent research agency, Enventure Research, to develop and conduct an independent survey with residents in May and June 2022.

Methodology summary

A questionnaire was co-designed by Colney Heath Parish Council and Enventure Research. The survey was hosted online and a flyer with details on how to take part was posted to every residential address in the community. The survey was also publicised via posters around the community and social media. The survey was open to everyone aged 16 and above that lived in the Parish.

People in the community were also able to request a paper copy of the questionnaire from the Parish Council and post their response back to Enventure Research. For more information about the methodology, please see the 'Methodology and survey design' section of this report.

Between 10 May and 21 June 2022, **267** people took part in the survey.

Key findings

The proximity to the countryside was the most favoured thing about living in the Parish, but there was some concern about losing green spaces to development

- Seven in ten (71%) selected *proximity to countryside* as what they like most about living in Colney Heath Parish
- Large proportions of respondents also selected *local walking and cycling routes* (51%) and *parks and recreation areas* (38%), indicating outdoor spaces contribute to residents' enjoyment of living in the Parish
- Over half (55%) of respondents selected *over development of the area* as what they dislike most about living in Colney Heath Parish, and the most common response when asked about worries for the future of the Parish was *over development* (53%)
- When providing further comments, some responses cited this issue and the risk of losing green spaces, such as *concern about over development/overcrowding* (17%), *concern about building on green belt/green spaces* (9%) and *more biodiversity needed* (5%)

The local people were seen a positive attribute of the Parish, but some were worried about losing the sense of community in the future

- *Friendliness of people* was the third most commonly selected thing that respondents like about living in Colney Heath Parish (43%), with a further 36% selecting *sense of community*
- However, a quarter (23%) of respondents indicated that they were worried about the *loss of identity and community*

There was some concern about the Parish infrastructure and pressure on local facilities, which is linked to over development

- As seen previously, over development is something that respondents dislike about living in the Parish and is a major worry in regard to the future of the Parish
- When asked about worries for the future of the Parish, common responses related to pressure on certain facilities, such as *on school places* (34%), *on medical facilities* (32%), *on parking* (29%) and *on facilities for children and young people* (25%)
- Moreover, 17% of those who provided a further comment had a *concern about over development/overcrowding* and 9% felt the Parish has a *lack of suitable infrastructure/better infrastructure needed*

Concerns about traffic and congestion, as well as other road-related issues, were common

- The most common response regarding what respondents dislike most about living in the Parish was *traffic and congestion* (63%)
- Other common responses to this question that are related to road issues included the *state of roads and/or footpaths* (48%), *noise pollution* (35%) and *air pollution* (24%)
- Half (50%) of respondents were worried about *more traffic* in the future, and other worries included *lack of public transport options* (37%), *speeding* (32%), *pressure on parking* (29%), *highways maintenance* (20%) and *worse air quality/pollution* (16%), which were all related to the roads
- Furthermore, 9% of respondents provided a further comment relating to a *concern about road/traffic/parking issues*

Facilities and things to do were more likely to be rated negatively than positively, particularly for children and teens

- When asked what they dislike most about living in the Parish, common responses related to facilities, such as *lack of local facilities and amenities* (39%), *choice of pubs, restaurants and bars* (26%) and *lack of leisure and sport facilities* (15%)
- When asked to rate facilities and things to do in the Parish for different age groups, respondents were more likely to rate them all negatively than positively
- *Facilities and things to do for pre-school children* received the highest positive rating, although this was still a relatively small proportion (31%)
- Three quarters (76%) provided a negative rating for *facilities and things to do for children and young people aged 12-18*
- A quarter (25%) indicated that they were worried about the *pressure on facilities for children and young people* and a further 17% said they were worried about the *pressure on facilities for older people*
- One in nine (11%) suggested *more facilities for children/teens needed* and a further 7% said there is a *lack of amenities and facilities/better amenities and facilities needed* when asked to provide further comments

Colney Heath Common was frequently visited and rated highly, with half agreeing that investment should be prioritised here

- Half (51%) of respondents said they visited Colney Heath Common *at least once a week / once a month* before the Covid-19 pandemic and a further 18% said they visited a *few times a year / once a year*
- Of those who indicated they had visited Colney Heath Common at least once before, eight in ten (80%) rated it as *excellent* or *good*
- Half (52%) agreed that Colney Heath Common should be prioritised for investment
- A small proportion (6%) also said they *like Colney Heath Common/it should be enhanced* when asked to provide further comments

Horseshoe Field and Gloucester Park should be retained as assets of the Parish Council and redeveloped or enhanced, but were considered a low priority for investment

- A third (32%) would like to see Horseshoe Field *retained as an asset of the Parish Council and redeveloped/enhanced*, whereas 18% would like to see it *marketed for sale* and 15% *retained as an asset of the Parish Council and leased to a third party*
- A larger proportion would also most like to see Gloucester Park *retained as an asset of the Parish Council and redeveloped/enhanced* (38%) than 20% who selected *marketed for sale* and 11% *retained as an asset of the Parish Council and leased to a third party*
- Some also said that *Gloucester Park should be retained/enhanced* (8%) and *Horseshoe Field should be retained/enhanced* (4%) when asked to provide further comments
- However, when asked about prioritising investment, both Gloucester Park and Horseshoe Field received the lowest levels of agreement (19% and 12% respectively), although it should be noted that large proportions said they *don't know* (37% and 44% respectively)

Respondents would most like to see the building in Roestock Park be restored and leased to community groups, although there is some disagreement with this

- When asked what they would most like to see happen to the building in Roestock Park, formerly the Scout & Guide Centre, the most common response was that it should be *restored and leased to community groups* (39%), whilst 21% would like to see it *demolished and redeveloped into a community facility*
- Just over a fifth (22%) provided an 'other' response as to what should happen to the building, with the majority of these comments being the suggestion that *the Scouts should run the building* (48 respondents)
- Half (52%) also agreed that they would like investment to be prioritised for *Roestock Park and the former Scout & Guide Centre*
- The most common response amongst those who provided a further comment was *the Scouts should run the building in Roestock Park/dislike how the Parish Council have handled this issue* (30%)
- However, 12% felt *the Parish Council should run the building in Roestock Park/dislike how the Scouts have handled this issue*

Respondents were most likely to find out about things happening in the Parish through word of mouth, but large proportions use other channels, including the Parish Council

- Six in ten (60%) said they usually find out about things that are happening in Colney Heath Parish via *word of mouth / other people*
- Respondents were more likely to find local information via the *Colney Heath Parish Council newsletter* (44%) than the *Parish Council website* (15%)
- *Facebook* is the most utilised social media channel for finding local information (38%)
- Other common channels include *notice boards* (29%), *email newsletters from other organisations* (24%), *local newspapers* (11%) and the *Nextdoor website/app* (11%)

The Parish Council's newsletter and website was rated highly, however a significant proportion do not use the Parish Council's website

- Four in ten (42%) rated the Parish Council's newsletter as *excellent* or *good* and a quarter (26%) of respondents rated the Parish Council's website as *excellent* or *good*
- A significantly larger proportion *don't use the Parish Council's website* (43%) than *don't read the Parish Council's newsletter* (16%)

The Research Programme

Introduction

Section 126(1) of the Local Government Act 1972 (1972 Act) states that any land belonging to a local council which is not required for the purpose for which it was acquired, or has since been appropriated, may be appropriated for any other purpose for which the council can buy land.

Colney Heath Parish Council therefore wished to consult its residents on the future of the assets owned by the Parish Council, such as Horseshoe Field, Gloucester Park and the building in Roestock Park (formerly the Scout & Guide Centre). In addition to consulting on these assets, the Parish Council also wished to understand residents' views on the local community, including likes and dislikes of living in the Parish, opinion on local facilities, the future of the Parish, and the Parish Council's communications.

Colney Heath Parish Council commissioned an independent research agency, Enventure Research, to develop and conduct an independent survey with residents in May and June 2022. The findings from the survey will be used to inform the future of the Parish, including the assets and future investment.

Methodology and survey design

Questionnaire design

A questionnaire was co-designed by Colney Heath Parish Council and Enventure Research and included questions designed to understand:

- Likes and dislikes of living in the Parish
- Opinions about local facilities and usage of them
- How residents find out about what's going on in the Parish
- Worries about the future of the community
- Opinions about investing in local facilities
- Opinions on the future of three assets owned by the Parish Council
- Evaluation of the Parish Council's newsletter and website
- Respondent profiling information

For reference, a copy of the questionnaire can be found in **Appendix A**.

Online survey

The survey was hosted and managed online by Enventure Research between 10 May and 21 June 2022. The survey was open to people aged 16 and above who lived in the Colney Heath Parish, although respondents were later able to indicate that they lived outside of the Parish after an amendment was made to the questionnaire during fieldwork.

The survey was designed so it could be completed within 10 minutes online, with routing used to ensure that relevant questions were asked to each respondent.

Enventure Research designed flyers which were sent by post to every residential address in the Parish. These detailed how to take part in the survey and included the URL to the survey and a QR code. The survey was also publicised on posters that were displayed around the community by the Parish Council.

In addition, the online survey was promoted on the Parish Council’s social media channels and website.

Paper survey

A paper version of the questionnaire was designed by Enventure Research, with printed copies sent to the Parish Council for distribution along with pre-paid return envelopes. Respondents were able to collect a paper copy of the questionnaire from the Parish Council office, or request them from the Parish Council directly, and return them to Enventure Research.

Links and printed handouts

Where additional information was beneficial for respondents to answer some survey questions, printed handouts were also provided with paper questionnaires. For the online survey, links were included in the question wording which allowed respondents to visit a page on the Parish Council’s website for further information.

Survey response

In total, **267 responses** were received to the survey, with the vast majority received online (96%).

Figure 1 – Survey responses by methodology

Methodology	Number	Percentage
Online responses	256	96%
Paper responses	11	4%
TOTAL	267	100%

Interpretation of the findings

Figures

This report contains tables and charts. In some instances, the responses may not add up to 100%. There are several reasons why this might happen:

- The question may have allowed each respondent to give more than one answer
- Only the most common responses may be shown in the table or chart
- Individual percentages are rounded to the nearest whole number so the total may come to 99% or 101%
- A response of less than 0.5% will be shown as 0%

In some cases, response options are not shown in figures if they were not selected by any respondents.

Sampling tolerances

As the survey was undertaken by a sample of people who live in Colney Heath Parish, all results are subject to sampling tolerances.

Subgroup analysis

Subgroup analysis has been undertaken to explore the survey results, such as by age group and whether the respondent is a parent, carer or guardian of a child aged 0-18. This analysis has only been carried out where the sample size is seen to be sufficient. In some cases where sample sizes are not large enough, subgroups have been combined to create a larger group. It should be noted that the percentages shown in the subgroup analysis reflect the proportion of the subgroup who answered the question and gave a particular response. When reporting subgroup

differences, respondents who said 'prefer not to say', 'don't know' or 'other' in relation to the profiling questions have been excluded from the figures.

Differences that are statistically significant according to the z-test at the 95% confidence level have been highlighted in this report. The z-test is a commonly used statistical test used to highlight whether differences in results are 'significant'. By this we mean that we can say with 95% confidence that we would see a difference if everyone in a group took part in the survey.

Other responses

For some questions, respondents were able to select 'other' and provide a free-text response. Where 15 or more 'other' responses have been received, a summary has been provided within the commentary to highlight the most common responses.

Coding of further comments

Survey respondents were asked whether they had any further comments about the topics raised in the survey as an opportunity to also expand on some of their survey responses. These free-text comments have been thematically coded for analysis and are displayed in the main body of this report.

Response scales

Some survey questions allowed respondents to answer questions using Likert scales, such as satisfaction rating scales. As differences between responses within these scales are often subjective, for example the difference between those who answered 'very satisfied' and 'quite satisfied', these response options have been combined to create net (total) responses.

Terminology

Throughout this report, those who took part in the survey are referred to as 'respondents'.

Research Findings

Respondent profile

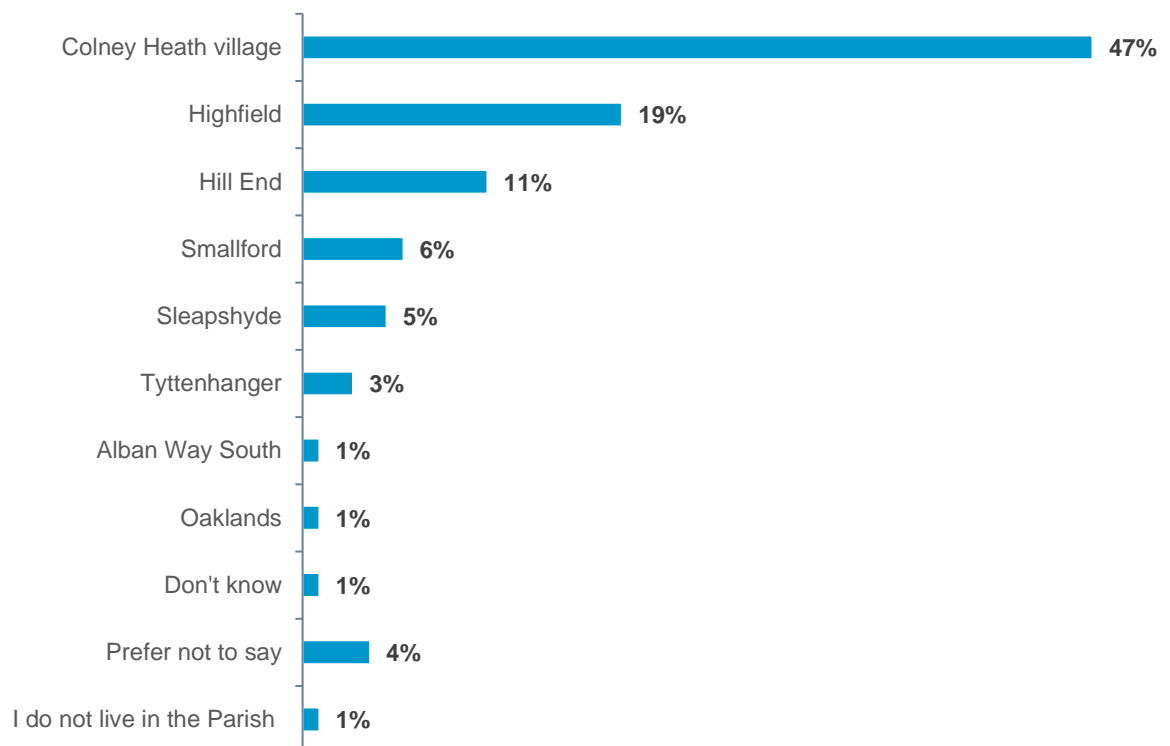
Respondents were first asked a series of questions to understand their profile.

Respondents most commonly lived in *Colney Heath village* (47%), and a fifth (19%) lived in *Highfield*.

Two respondents (1%) indicated that they *do not live in the Parish*. As the survey questions were specifically related to the experiences of living in Colney Heath Parish, the responses of those who indicated they did not live here have been omitted from analysis throughout the report to prioritise the opinions of those who live in the Parish. It is important to note that the responses of those who answered *prefer not to say* or *don't know* when asked which part of the Parish they lived in are included in the main tables and charts, however, it is not guaranteed that they do live within the Parish.

Figure 2 – Which part of the Parish do you live in?

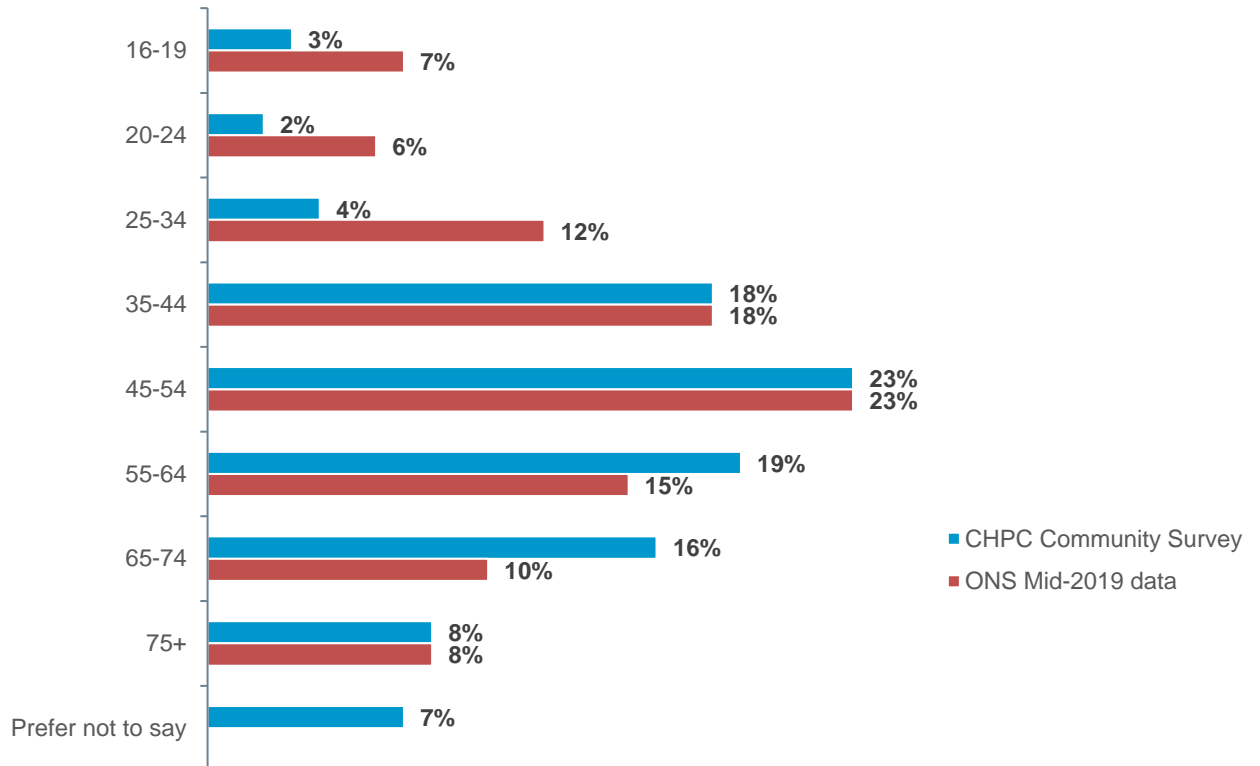
Base: 267



As shown in the chart below, the survey sample is largely reflective of the overall Colney Heath population in terms of age group as many figures are consistent with the latest population data at Parish level. However, those aged 25-34 are slightly under-represented in the survey, whilst those aged 65-74 are over-represented. It is also important to note the 7% who answered that they *prefer not to say*.

Figure 3 – What is your age group?

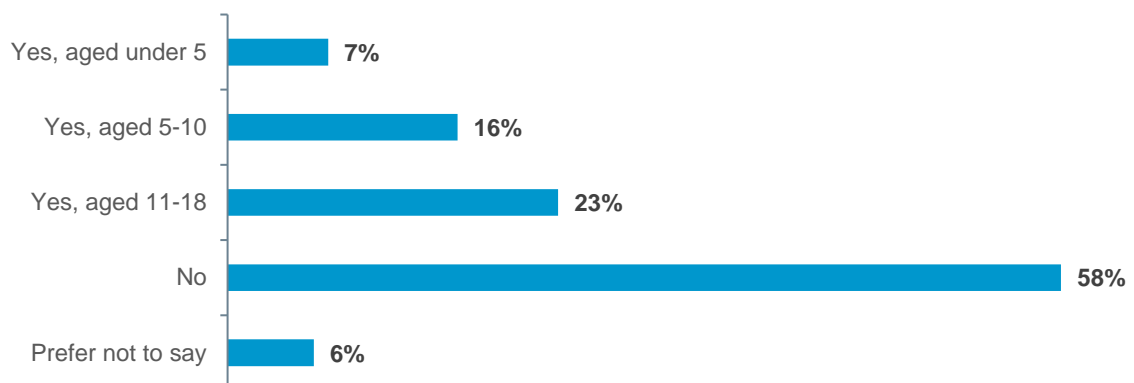
Base: 267



Almost half (46%) were a parent, carer or guardian of a child or young person aged 0-18.

Figure 4 – Are you a parent, carer or guardian of a child or young person aged 0-18?

Base: 267



Colney Heath Parish as a place to live

Respondents were asked to identify what they liked most about living in the Parish and were able to choose up to six responses from a list.

The most common response was the *proximity to countryside* (71%), followed by *local walking and cycling routes* (51%).

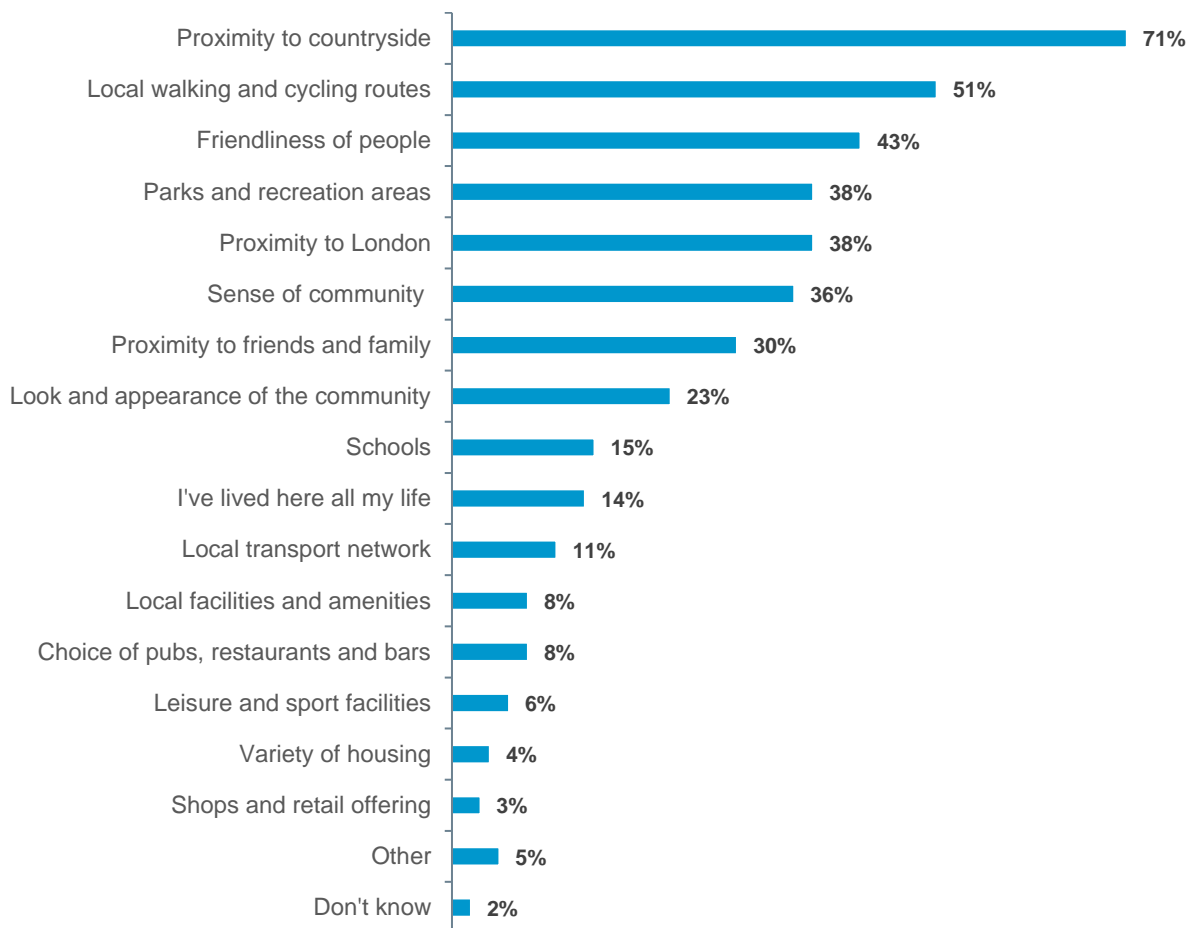
The local people are seen as a positive attribute of living in Colney Heath Parish, with large proportions of respondents selecting *friendliness of people* (43%), *sense of community* (36%) and *proximity to friends and family* (30%).

Only small proportions selected options such as *leisure and sport facilities* (6%), *variety of housing* (4%) and *shops and retail offering* (3%).

These results and the full range of responses are shown in the chart below.

Figure 5 – What do you like most about living in Colney Heath Parish?

Base: 265



Subgroup analysis

Those aged 35+ were more likely than those aged 16-34 to select the following:

- Proximity to countryside (77% vs 32%)
- Local walking and cycling routes (55% vs 27%)

Respondents were also asked to identify what they disliked most about living in the Parish and were able to select up to six responses.

Traffic and road issues are a concern for respondents as almost two thirds (63%) selected *traffic and congestion* and half (48%) selected *state of roads and/or footpaths*. Another common response was *over development of the area*, selected by 55% of respondents.

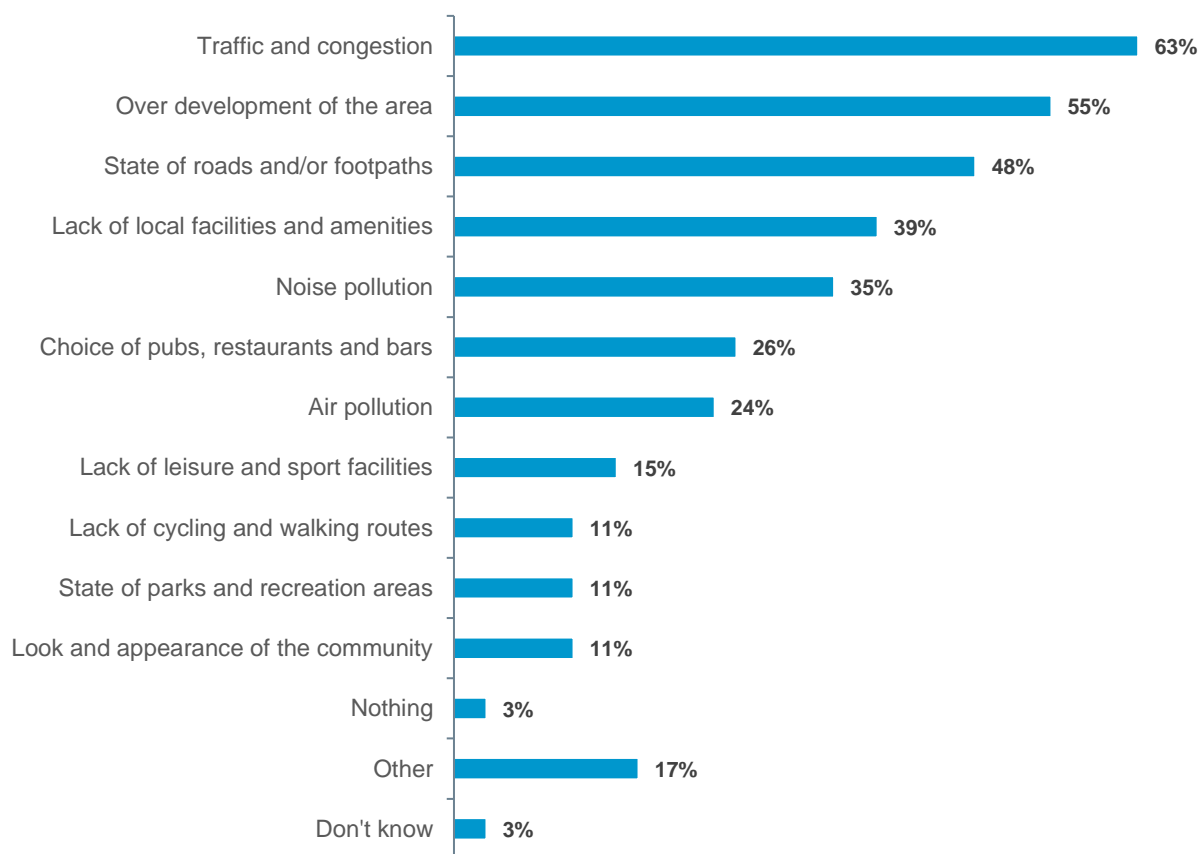
Just over a third (35%) selected *noise pollution* and a further quarter (24%) selected *air pollution*.

Responses to this question also highlight a perception that there is a lack of facilities and amenities in the Parish. For example, a general *lack of facilities and amenities* (39%), *lack of leisure and sport facilities* (15%) and *lack of cycling and walking routes* (11%).

An ‘other’ response was provided by 17% of respondents. The most common ‘other’ responses include poor public transport (10 respondents), the Parish Council (8 respondents) and losing green space to developments (4 respondents).

Figure 6 – And what do you dislike most about living in Colney Heath Parish?

Base: 265



Subgroup analysis

Those aged 55+ were more likely to select **state of the roads and/or footpaths** (57%) vs those aged 35-54 (42%).

Subgroups more likely to select **lack of leisure and sport facilities** (15% overall) include:

- Those aged 16-54 (22%) vs those aged 55+ (6%)
- Those who are a parent, carer or guardian (25%) vs those who are not (8%)

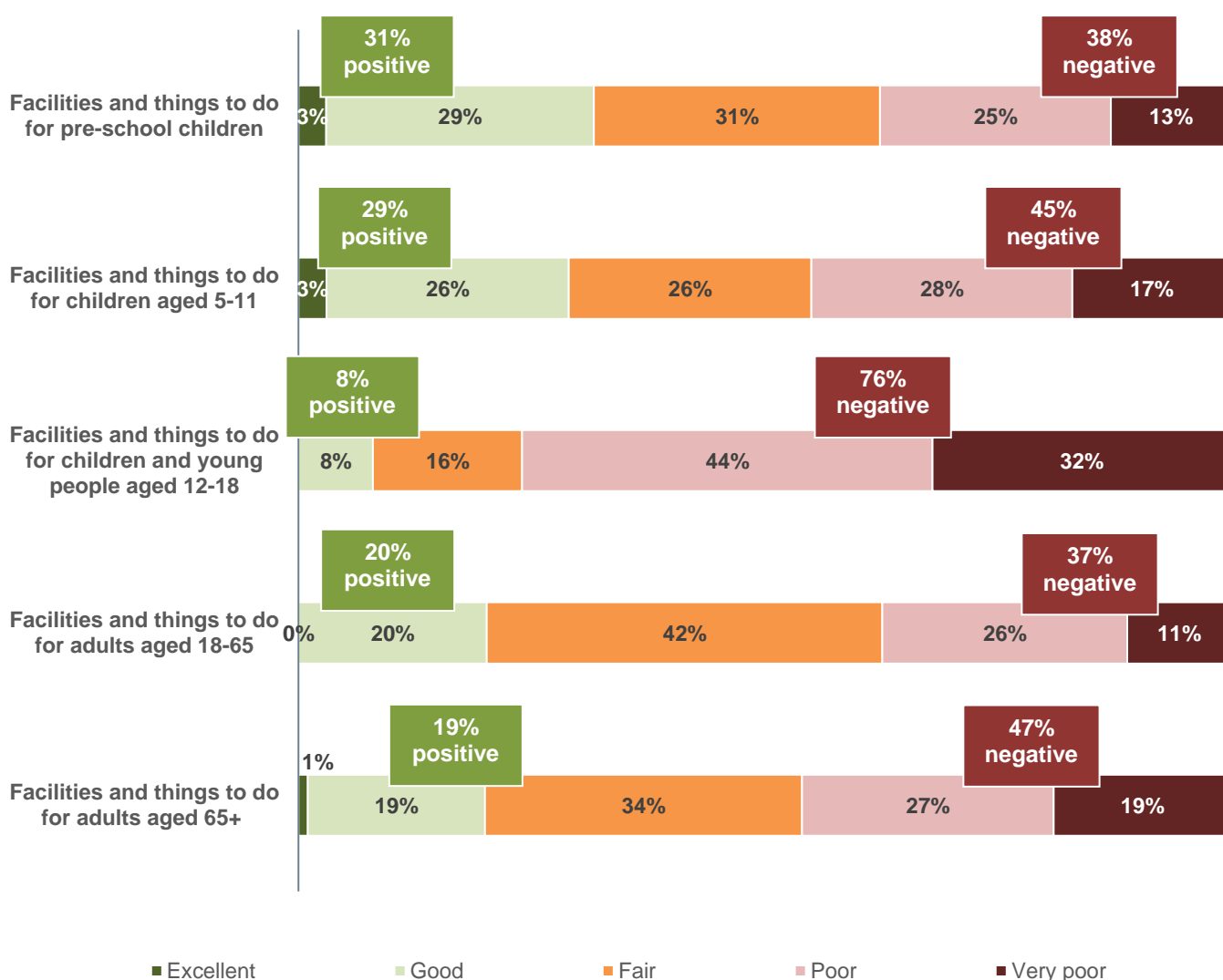
Current facilities

Respondents were asked to rate facilities and things to do for pre-school children, children aged 5-11, young people aged 12-18, adults aged 18-65, and adults 65+ in Colney Heath Parish. They were able to choose from a scale ranging from 'excellent' to 'very poor' and were also able to say they did not know. For analysis, 'don't know' responses have been excluded.

As shown below, respondents were more likely to rate the facilities and things to do for each age group in the Parish negatively than positively. *Facilities and things to do for children and young people aged 12-18* was rated the lowest, with three quarters (76%) rating this negatively. Almost half (47%) also rated *facilities and things to do for adults aged 65+* negatively, and a similar proportion (45%) provided a negative rating for *facilities and things to do for children aged 5-11*.

Figure 7 – How would you rate the following in Colney Heath Parish?

Base: Excluding those who did not know (varies between 157 and 226)



Subgroup analysis

Subgroups more likely to rate **facilities and things to do for children aged 5-11** as 'excellent' or 'good' (29% overall) include:

- Those aged 35-54 (37%) vs those aged 55+ (20%)
- Those who are a parent, carer or guardian (37%) vs those who are not (21%)

Those who **are not a parent, carer or guardian** were more likely to rate the following as 'poor' or 'very poor' vs those who are:

- Facilities and things to do for pre-school children (49% vs 28%)
- Facilities and things to do for children aged 5-11 (54% vs 36%)
- Facilities and things to do for adults aged 18-65 (44% vs 29%)

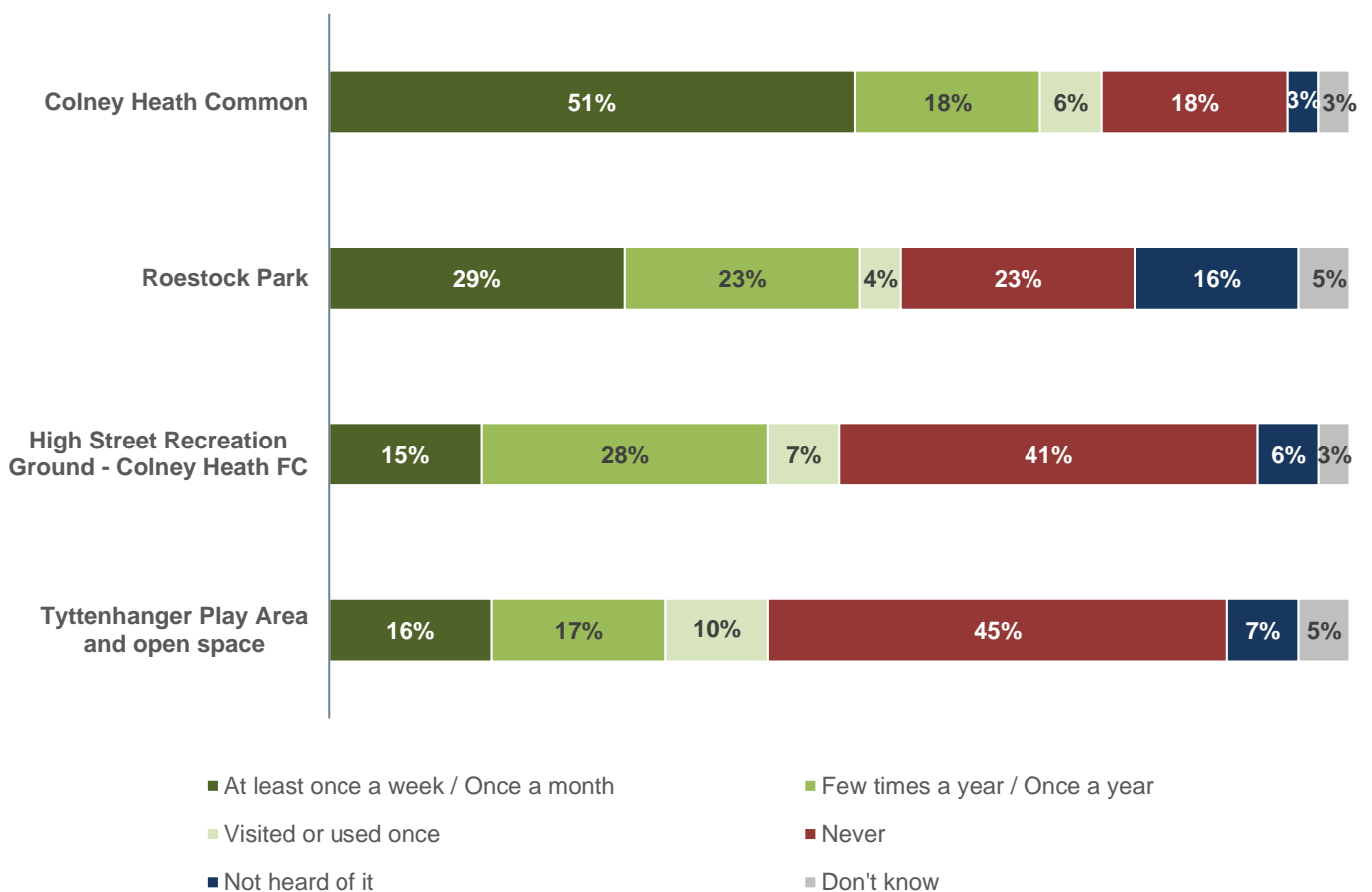
When asked how often they used or visited facilities in Colney Heath Parish before the Covid-19 pandemic, respondents were most likely to have visited the *Colney Heath Common* most frequently, with half (51%) having visited here ‘at least once a week / once a month’ and a further 18% a ‘few times a year / once a year’.

Three in ten (29%) had visited *Roestock Park* ‘at least once a week / once a month’ and a quarter (23%) had visited a ‘few times a year / once a year’. The same proportion (23%) had ‘never’ visited *Roestock Park*, and 16% had ‘never heard of it’.

Significant proportions of respondents indicated that they had ‘never’ visited either the *High Street Recreation Ground – Colney Heath FC* (41%) or the *Tyttenhanger Play Area and open space* (45%).

Figure 8 – Before the Covid-19 pandemic, how often did you use or visit the following in a typical year?

Base: 265



Subgroup analysis

Those aged 16-54 were more likely to indicate that they had visited **Roestock Park** 'at least once a week / once a month' (38%) vs those aged 55+ (20%). Those aged 35-54 were more likely to say they had 'not heard of' **Roestock Park** (23%) vs those aged 55+ (10%).

Compared with those who are a parent, carer or guardian, those who are **not** were more likely to say they had 'never' visited the following:

- Roestock Park (27% vs 15%)
- Tyttenhanger Play Area and open space (58% vs 31%)

Those aged 35+ were more likely to have 'never' visited **High Street Recreation Ground – Colney Heath FC** (44%) vs those aged 16-34 (18%).

Those aged 55+ were more likely to have 'never' visited **Tyttenhanger Play Area and open space** (56%) vs those aged 35-54 (35%).

Those who had used or visited each of the facilities and venues at least once before the Covid-19 pandemic were then asked how they would rate them on a scale of ‘excellent’ to ‘very poor’.

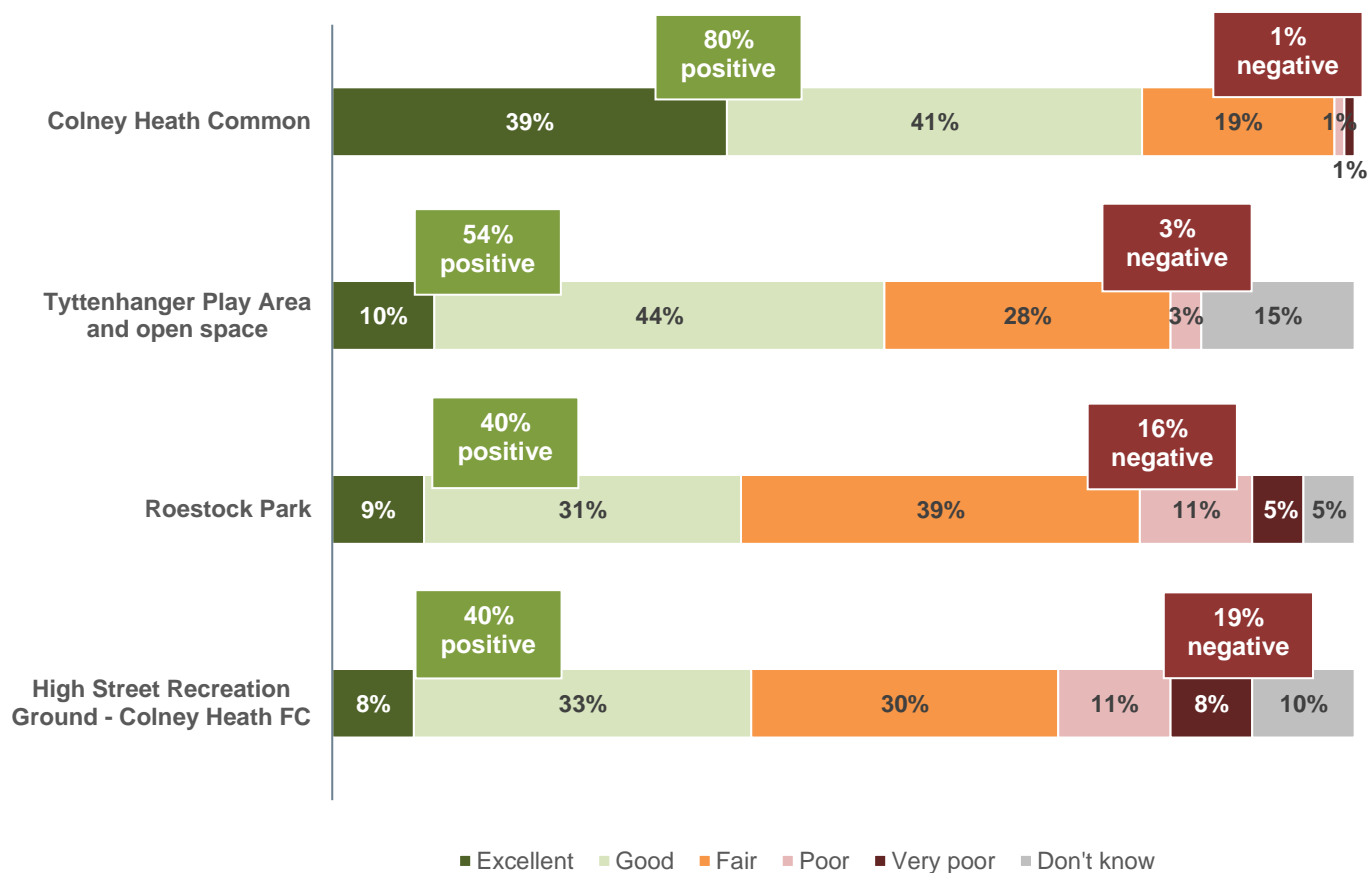
Colney Heath Common was rated the most positively (80%) and just 1% rated this negatively.

Over half (54%) rated *Tyttenhanger Play Area and open space* positively, with a further three in ten (28%) providing a ‘fair’ rating. Just 3% rated this negatively.

Four in ten (40%) rated both *Roestock Park* and *High Street Recreation Ground – Colney Heath FC* positively. However, a larger proportion of respondents provided *High Street Recreation Ground – Colney Heath FC* with a negative rating (19%) compared with *Roestock Park* (16%).

Figure 9 – How would you rate the following in Colney Heath Parish?

Base: Varies between 68 and 151



Subgroup analysis

Those who are a parent, carer or guardian were more likely to rate **High Street Recreation Ground – Colney Heath FC** as ‘poor’ or ‘very poor’ (29%) vs those who are not (11%).

Finding out about the local area

The most common way to find out about things that are happening in Colney Heath Parish is through *word of mouth / other people* (60%). Some use the Parish Council for local information, with a large proportion (44%) selecting the *Colney Heath Parish Council newsletter* and a further 15% the *Parish Council website*.

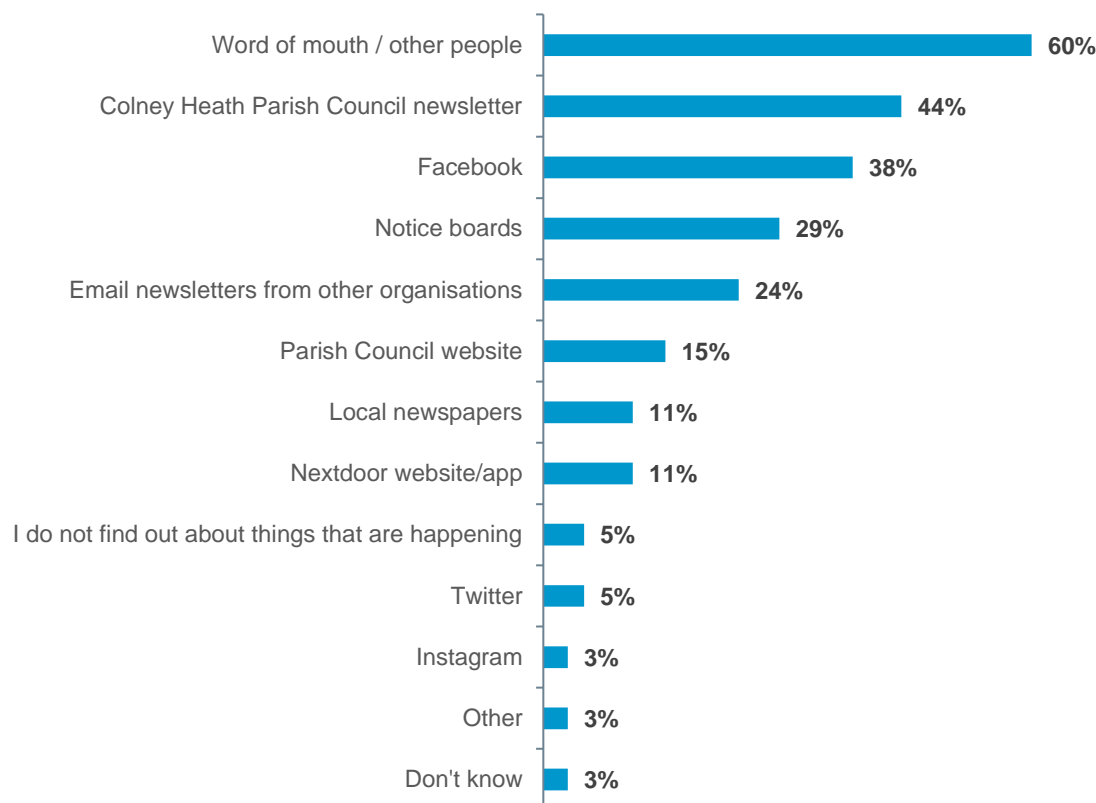
Facebook is by far the most common social media channel used by respondents to find out about things happening in the Parish, with 38% selecting this compared with just 5% *Twitter* and 3% *Instagram*.

Traditional forms of media are also commonly used, with 29% selecting *notice boards* and 11% *local newspapers*.

A small proportion (5%) said they *do not find out about things that are happening*.

Figure 10 – How do you usually find out about things that are happening in Colney Heath Parish?

Base: 265



Subgroup analysis

Those aged 35+ were more likely to select the **Colney Heath Parish Council newsletter** (49%) vs those aged 16-34 (14%).

Subgroups more likely to select **Facebook** (38% overall) include:

- Those aged 16-54 (50%) vs those aged 55+ (30%)
- Those who are a parent, carer or guardian (49%) vs those who are not (33%)

Worries about the future

Respondents were asked what worries them most about the future of Colney Heath Parish and were able to select up to six responses.

The most common worry was *over development* (53%). Somewhat related to development, there were concerns about housing, with a quarter (25%) selecting *affordability of housing* and a further 6% selecting *fewer affordable rental properties*.

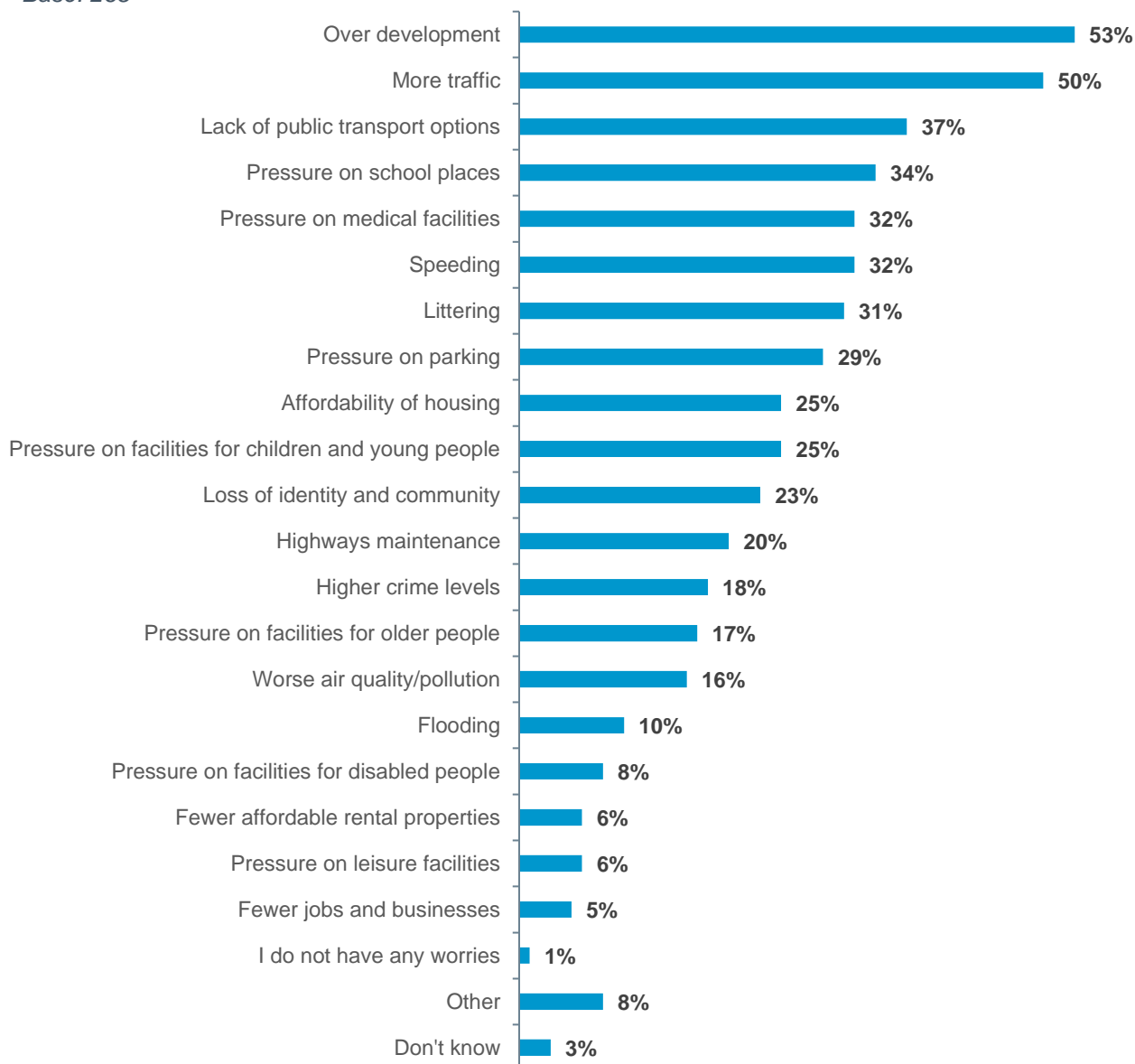
Worries related to the roads were also common, such as *more traffic* (50%), *lack of public transport options* (37%), *speeding* (32%) and *highways maintenance* (20%).

Respondents were also likely to be worried about pressure on facilities and amenities, particularly *on school places* (34%), *on medical facilities* (32%), *on parking* (29%) and *on facilities for children and young people* (25%).

Common 'other' responses included losing the Scout Hut (4 respondents), losing green spaces (3 respondents) and the Parish Council not representing all areas of the Parish (3 respondents).

Figure 11 – What, if anything, most worries you about the future of Colney Heath Parish?

Base: 265



Subgroup analysis

Those aged 16-34 were more likely to worry about **fewer affordable rental properties** (23%) vs those aged 35+ (5%), whilst those aged 35+ were more likely to select **more traffic** (55%) vs those aged 16-34 (23%).

Compared with those aged 55+, **those aged 35-54** were more likely to worry about the following:

- Pressure on school places (43% vs 27%)
- Affordability of housing (35% vs 17%)

Compared with those aged 35-54, **those aged 55+** were more likely to worry about the following:

- Speeding (38% vs 31%)
- Littering (40% vs 25%)
- Pressure on facilities for older people (27% vs 10%)

Investment in local facilities

Colney Heath Parish Council is looking to allocate financial resources for investment in community facilities over the next five to ten years. Respondents were, therefore, asked how much they agreed or disagreed with investment being prioritised in a series of facilities and amenities in the local community, from a scale of 'strongly agree' to 'strongly disagree'.

Half (52%) agreed that investment should be prioritised in *Colney Heath Common*. The same proportion (52%) agreed that *Roestock Park and the former Scout & Guide Centre* should be prioritised for investment, however, a larger proportion disagreed (15%) when compared with those who disagreed for *Colney Heath Common* (9%).

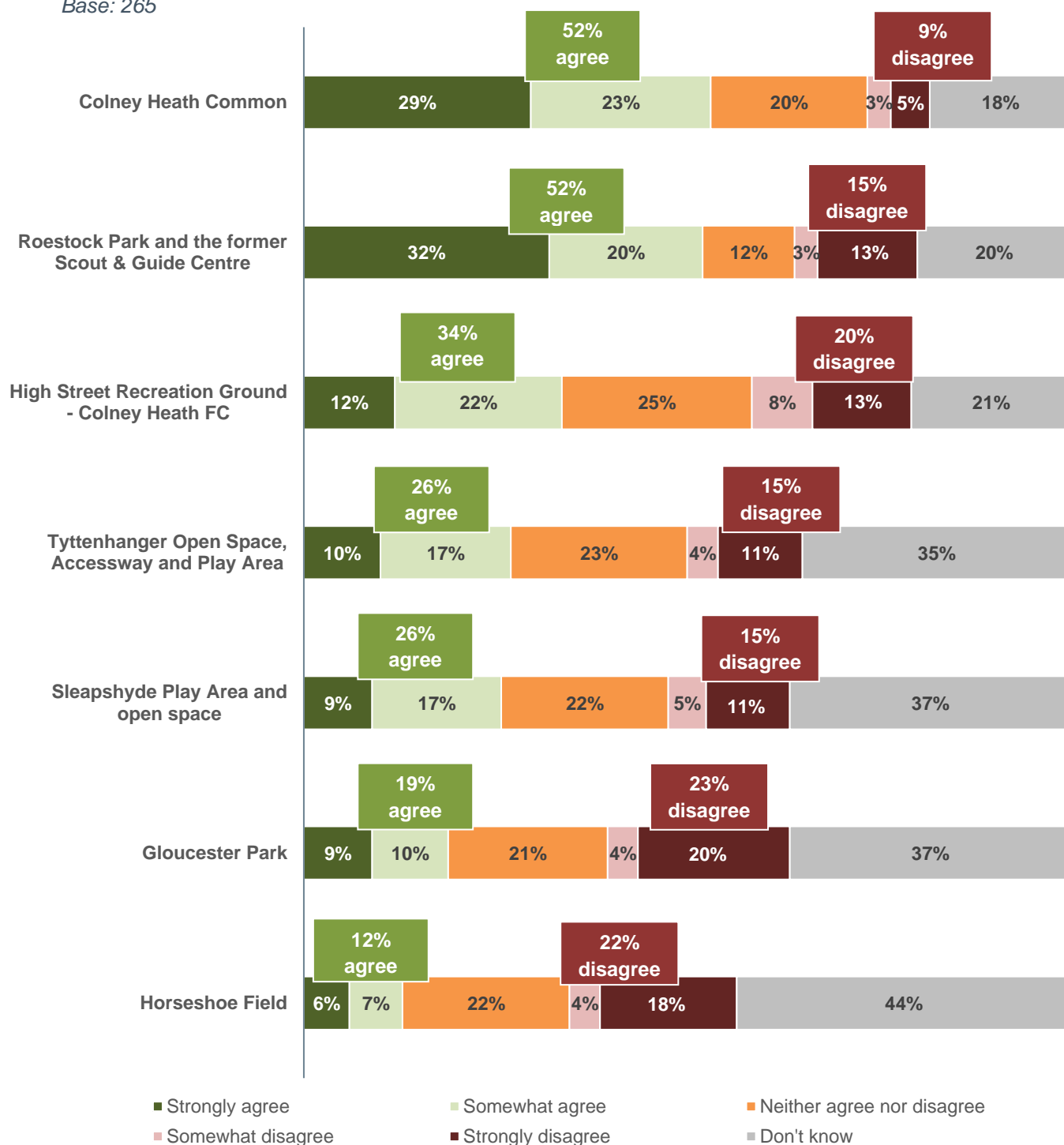
Larger proportions of respondents disagreed than agreed that investment should be prioritised in *Gloucester Park* (23% disagree vs 19% agree) and *Horseshoe Field* (22% disagree vs 12% agree).

It should also be noted that large proportions of respondents answered 'don't know' for all.

The full range of responses is shown in the chart overleaf.

Figure 12 – How much do you agree or disagree with investment being prioritised in the following?

Base: 265



Subgroup analysis

Those aged 16-34 were more likely to agree that investment should be prioritised in the **High Street Recreation Ground – Colney Heath FC** (59%) vs those aged 35+ (33%).

Those who are a parent, carer or guardian were more likely to disagree that investment should be prioritised in **Sleafshyde Play Area and open space** (21%) vs those who are not (10%).

Parish Council assets

Respondents were asked to provide their opinion on the future of three assets owned by the Parish Council, namely Horseshoe Field, Gloucester Fields/Park and the building in Roestock Park, formerly the Scout and Guide Centre¹.

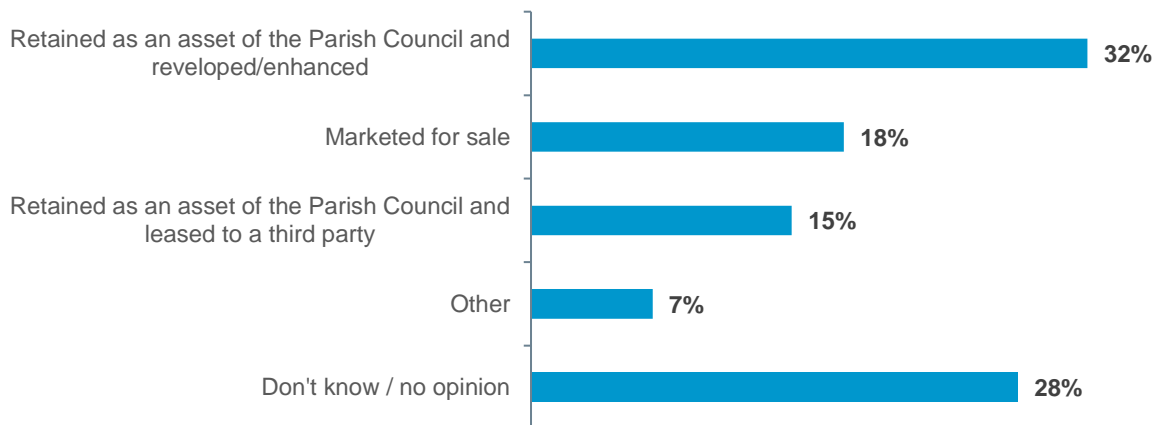
A third (32%) would like Horseshoe Field to be *retained as an asset of the Parish Council and redeveloped/enhanced*. Smaller proportions felt it should be *marketed for sale* (18%) or *retained as an asset of the Parish Council and leased to a third party* (15%).

Common ‘other’ responses included to keep it as it is (6 respondents) and that more biodiversity is needed (3 respondents).

Three in ten (28%) said they did not know or had no opinion.

Figure 13 – Which of the following options, if any, would you most like to see happen to the land known as Horseshoe Field?

Base: 265



Subgroup analysis

There were no statistically significant differences between subgroups.

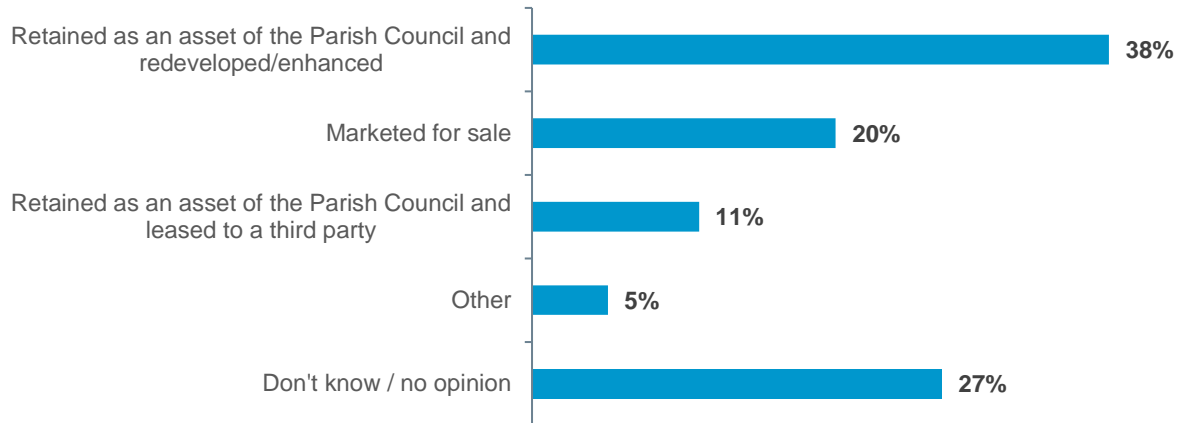
¹ Please note that the ‘other’ response option for these questions was added on the second day of the survey being live to allow respondents to provide their own suggestions.

Respondents would most like to see Gloucester Fields/Park *retained as an asset of the Parish Council and redeveloped/enhanced* (38%). Smaller proportions selected *marketed for sale* (20%) and *retained as an asset of the Parish Council and leased to a third party* (11%).

Just over a quarter (27%) of respondents said they did not know or had no opinion.

Figure 14 – Which of the following options, if any, would you most like to see happen to the land known as Gloucester Fields/Gloucester Park?

Base: 265



Subgroup analysis

Subgroups more likely to want to see Gloucester Fields/Gloucester Park **retained as an asset of the Parish Council and redeveloped/enhanced** (38% overall) include:

- Those aged 35-54 (43%) vs those aged 55+ (30%)
- Those who are a parent, carer or guardian (46%) vs those who are not (32%)

Subgroups more likely to select **don't know / no opinion** (27% overall) include:

- Those aged 55+ (35%) vs those aged 35-54 (19%)
- Those who are not a parent, carer or guardian (35%) vs those who are (18%)

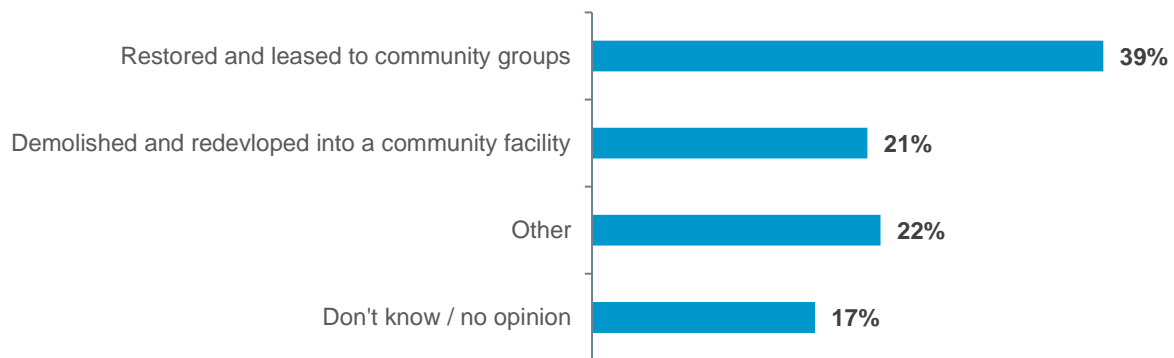
Four in ten (39%) would like to see the building in Roestock Park, formerly the Scout & Guide Centre, *restored and leased to community groups* and a further 21% would like it to be *demolished and redeveloped into a community facility*.

Common ‘other’ responses include the suggestion that the Scouts should run the building (48 respondents) and that the building should be available to hire for all in the community (6 respondents).

A further 17% did not know or had no opinion.

Figure 15 – Which of the following options, if any, would you most like to see happen to the building in Roestock Park, formerly the Scout & Guide Centre?

Base: 265



Subgroup analysis

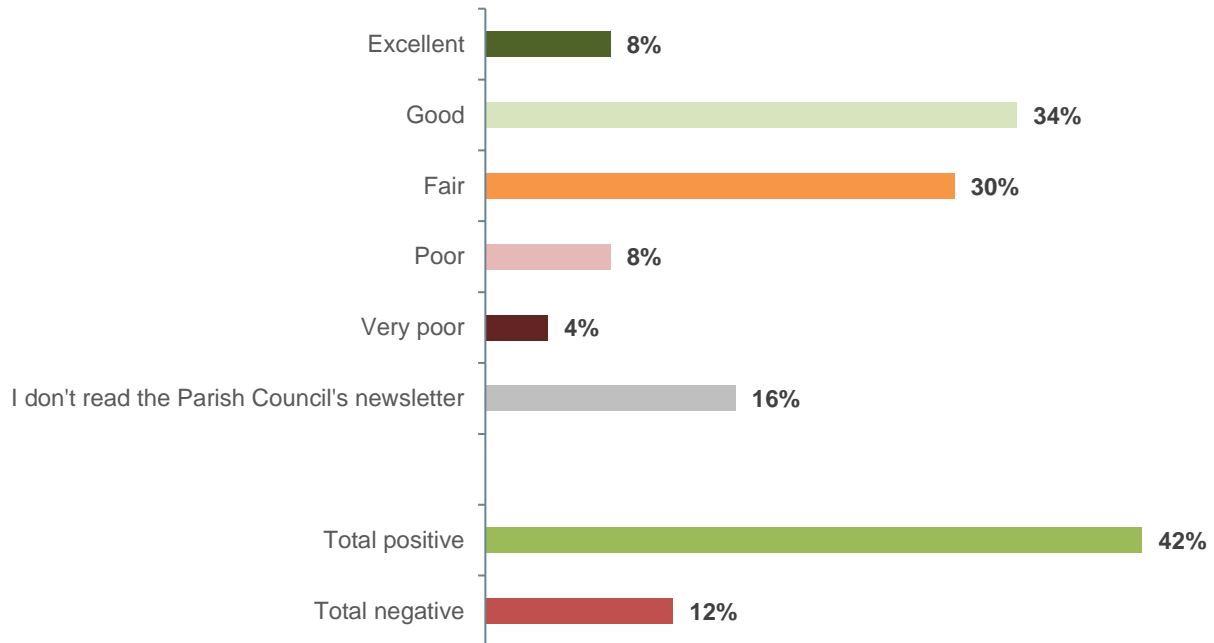
Those aged 16-54 were more likely to want to see Roestock Park **demolished and redeveloped into a community facility** (28%) vs those aged 55+ (12%).

Colney Heath Parish Council

Respondents were asked how they would rate the Parish Council's newsletter. Four in ten (42%) rated this positively, with 8% rating it as *excellent* and 34% *good*. One in six (16%) said they *don't read the Parish Council's newsletter*.

Figure 16 – How would you rate the Parish Council's newsletter?

Base: 265



Subgroup analysis

Subgroups more likely to rate the newsletter as **excellent** or **good** (42% overall) include:

- Those aged 35-54 (54%) vs those aged 55+ (36%)
- Those who are a parent, carer or guardian (52%) vs those who are not (37%)

Those aged 55+ were more likely to rate the newsletter as **poor** or **very poor** (17%) vs those aged 35-54 (6%).

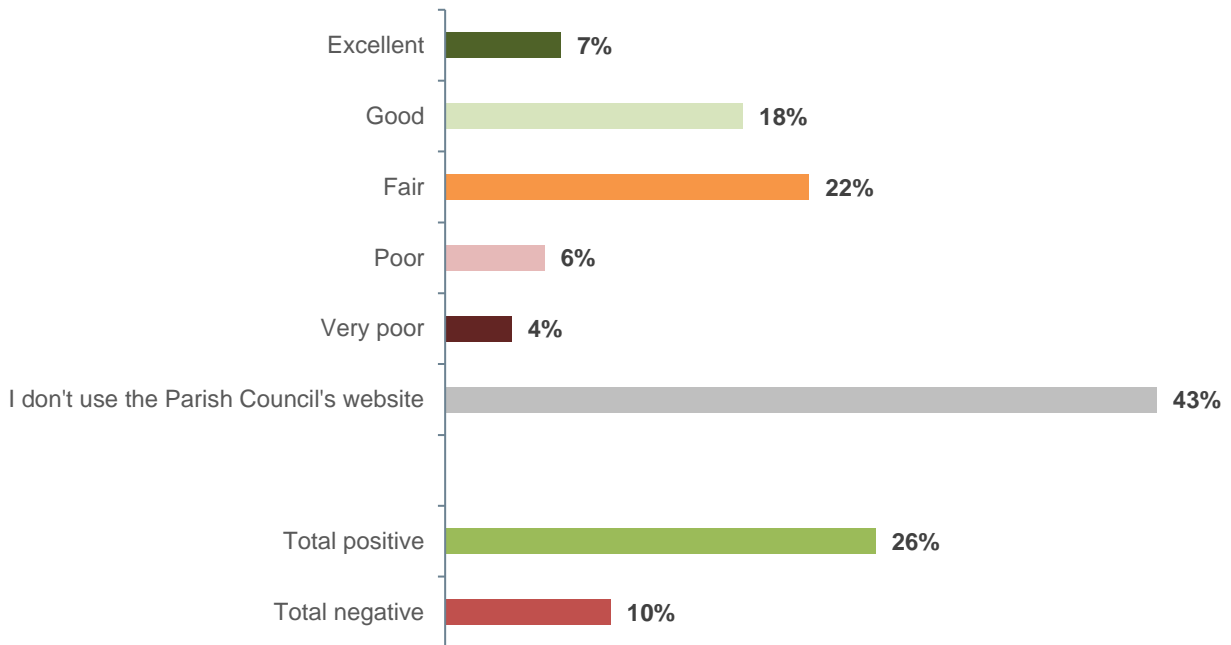
Subgroups more likely to say they **don't read the Parish Council's newsletter** (16% overall) include:

- Those aged 16-34 (32%) vs those aged 35+ (11%)
- Those who are not a parent, carer or guardian (18%) vs those who are (7%)

Respondents were next asked how they would rate the Parish Council’s website, with a significantly larger proportion (43%) saying they *don’t use the Parish Council’s website* compared with those who said they do not read the Parish Council’s newsletter (16%). A quarter (26%) rated it as either *excellent* or *good*.

Figure 17 – How would you rate the Parish Council’s website?

Base: 265



Subgroup analysis

Those aged 55+ were more likely to rate the Parish Council website as **poor** or **very poor** (15%) vs those aged 35-54 (6%).

Further comments

The most common response was that *the Scouts should run the building in Roestock Park/dislike how the Parish Council have handled this issue* (30%). However, another common response (12%) was *the Parish Council should run the building in Roestock Park/dislike how the Scouts have handled this issue*, highlighting the mixed opinions on this topic.

Another common response was that *all should benefit from changes/don't just focus on one area or group* (17%).

As seen previously in the survey, there is *concern about over development/overcrowding*, and this was suggested by 15% of respondents. Similarly, 9% expressed a *concern about building on green belt/green spaces*.

Other suggestions were expressed, such as more facilities for children/teens needed (11%) and look/appearance of the Parish should be improved (8%).

Figure 18 – And finally, do you have any further comments to make about topics raised in the survey?

Base: 169

Response	Number	Percentage
The Scouts should run the building in Roestock Park/dislike how the Parish Council have handled this issue	51	30%
All should benefit from changes/don't just focus on one area or group	29	17%
Concern about over development/overcrowding	26	15%
The Parish Council should run the building in Roestock Park/dislike how the Scouts have handled this issue	21	12%
Dissatisfied with the Parish Council	19	11%
More facilities for children/teens needed	19	11%
Lack of suitable infrastructure/better infrastructure needed	16	9%
Concern about building on green belt/green spaces	16	9%
Concern about road/traffic/parking issues	16	9%
Gloucester Park should be retained/enhanced	13	8%
Look/appearance of the Parish should be improved	13	8%
Lack of amenities and facilities/better amenities and facilities needed	11	7%
More biodiversity needed	9	5%
Like Colney Heath common/it should be enhanced	7	4%
Horseshoe Field should be retained/enhanced	6	4%
The Parish should be split into different areas	5	3%
Highfield Park should be retained/enhanced	4	2%
The Parish Council should do more to promote its facilities/events/newsletter	4	2%
Survey conducted at inappropriate time as boundaries are changing soon	4	2%
Other	27	16%

To consider all views, the Parish Council have requested any comments submitted by respondents who live outside of the Parish to be reported on separately. One respondent who indicated that they lived outside of the Parish provided a comment which was coded as *the*

Scouts should run the building in Roestock Park/dislike how the Parish Council has handled this issue. This has not been included in the number and percentage displayed in the table.

Example verbatim comments of the responses mentioned are included below.

The Scouts should run the building in Roestock Park/dislike how the Parish Council have handled this issue

As a past member of the scout & guide movement & also as my father was involved the building of the Scout & Guide Centre, the site should return to the Scout & Guides for future generations.

The Parish Council should run the building in Roestock Park/dislike how the Scouts have handled this issue

I feel that there are external people campaigning for saving the Scout Hut. They share information which should be considered fake news and they should know better. Bullying people for a difference of opinion is unfair when they have to share lives in a village this small. We need a building in Roestock Park that can be used by youth clubs of all ages and not just Scouts.

All should benefit from changes/don't just focus on one area or group

Stop wasting money on dilapidated assets and find money to regenerate them for ALL the parish to use. Not one group should have custody and control. All for all and not all for one. Stop listening to the odd one or two and act for all.

Concern about over development/overcrowding

I strongly feel that one of the biggest problems in the area is the constant pressure for building more houses. Colney Heath does not have a public transport network and the only primary school is oversubscribed.

Concern about building on green belt/green spaces

I'm exceedingly worried about farm land being built on, which is what's going to happen in Bullens Green Lane. We cannot let builders build on green belt. I moved here in 2014 because of the green belt and now up to 100 houses are going to be built there. We must protect the green belt at all costs.

More facilities for children/teens needed

I feel very strongly that the council do not provide enough youth services. Roestock Park is poor and once you reach 7 years old the playground is not very good. How do we expect our youth to flourish if we have nothing for them. I spoke to some children in the MUGA who were practicing on their skateboards. They only have there or Colney Heath School Car Park to practice in. 100 houses (=40 children) are going to be built next to the park and yet no mention for development of the park.

Look/appearance of the Parish should be improved

Colney Heath village was once a beautiful place to live it is now run down and needs urgent attention. Verges are a mess amongst other areas. No character when driving through the high street from one end to the other, unlike other villages.

Conclusions

The following conclusions have been reached by Enventure Research, an independent research agency, and do not necessarily reflect the opinions of the Parish Council.

Residents like living in Colney Heath Parish due to the proximity to the countryside and other outdoor spaces, but there is some concern about the loss of green spaces to over development

When asked to identify what they liked about living in Colney Heath Parish, the majority selected the proximity to the countryside. Other common responses related to the outdoors and green spaces such as local walking and cycling routes, and parks and recreation areas, suggesting that residents highly value these characteristics of the Parish.

However, large proportions indicated that they disliked the over development of the area and were worried about this in terms of the future of the Parish.

To alleviate residents' concerns about losing green spaces, the Parish Council could seek to reassure residents of the protection of the green spaces still available to them and aim to introduce more biodiversity to the existing outdoor areas.

Colney Heath Parish has a good sense of community, but some worry about losing this in the future

Common responses when asked about living in Colney Heath Parish related to the local people, such as the sense of community and friendliness. However, a quarter of respondents reported worries about the loss of identity and community in the future.

Considering these survey findings, it could be beneficial for the Parish Council to address how it plans to maintain the sense of identity and community that residents are so fond of in the future.

Road-related issues are key areas of concern

A key theme emerging from the survey findings is that residents are mostly concerned about traffic and other road-related issues. Traffic and congestion was the most common dislike about living in the Parish, with large proportions also citing other related issues, such as the state of roads and footpaths, noise pollution, and air pollution. Further to this, many were worried about more traffic in the future, with other related issues being cited as worries by large proportions, such as public transport options, speeding, pressure on parking, highways maintenance and worse air quality/pollution.

In light of these survey findings, the Parish Council may wish to consider how to ease traffic and congestion in the Parish.

There are concerns about pressures on the Parish infrastructure and facilities that over development could bring

Over development is also a key concern, in addition to the perceived negative impact that this could bring to the Parish. As seen previously, large proportions of respondents indicated that they dislike and are worried about over development in the local area, and large proportions were also concerned about the pressure on school places, medical facilities, parking and facilities for children and young people in the future. Further to this, some respondents also voiced a concern about over development and overcrowding as well as a lack of suitable infrastructure in the Parish when making further comments.

The Parish Council may wish to address residents' concerns around the over development of the area and the potential overcrowding this may create, given the large proportion of respondents

selecting this as something they dislike about living in the Parish, as well as it being cited as the most common worry about the future of the Parish.

There is a perceived lack of facilities for residents, particularly for children and teens

Survey findings suggest that the facilities for residents in Colney Heath Parish could be improved, as large proportions cited a lack of local facilities and amenities as dislikes, including the lack of facilities and amenities in general, the choice of pubs, restaurants and bars, and the lack of leisure and sport facilities.

Further to this, when respondents were asked to rate facilities and things to do for different age groups, all were more likely to be rated negatively than positively. This was particularly apparent for facilities and things to do for children and young people aged 12-18, as three quarters rated this as poor or very poor. Some respondents also highlighted their concern about the pressure on facilities for children and young people, as well as suggesting that more facilities were needed for children and teens in the Parish when asked to provide further comments.

Taking these findings into consideration, the Parish Council could do more to provide facilities and things to do for its residents, particularly children and teenagers. To provide the most appropriate facilities, it may be beneficial for the Parish Council to engage with its younger residents and their parents to explore their needs, particularly if the Parish population is to continue to grow as development increases.

Colney Heath Common is popular amongst residents and should be considered a priority for investment

Survey responses show that Colney Heath Common is the facility visited most frequently, with half saying they visited here at least once a week or once a month before the Covid-19 pandemic. It is also positive to note that the vast majority of those who had visited Colney Heath Common rated this positively, as either excellent or good.

Colney Heath Common was also identified as a top priority for future investment. In addition to this, a small proportion provided a further comment that they like the common or believe it should be enhanced in some way.

These findings are positive, highlighting residents' appreciation for Colney Heath Common and indicate that the Parish Council should prioritise investment in enhancing it for residents. It may also be beneficial to consult residents on how it could be improved for the good of the community.

Residents would most like to see the building in Roestock Park restored and leased to community groups, but opinions are mixed

When asked what they would like to see happen to the building in Roestock Park (formerly the Scout & Guide Centre), the most common response was that it should be restored and leased to community groups, with a slightly smaller proportion believing it should be demolished and redeveloped into a community facility. Half also agreed that they would like to see future investment prioritised for Roestock Park and the former Scout & Guide Centre.

However, when asked what they would like to see happen to this building, a significant number suggested that the Scouts should run the building. Moreover, the most common response amongst those who provided a further comment was that the Scouts should run the building in Roestock Park or that they disliked how the Parish Council have handled this issue. Although, it should also be noted that another common response was that the Parish Council should run the building in Roestock Park, or that they disliked how the Scouts have handled this issue.

These survey results suggest that the majority of residents would prefer for the focus of the building in Roestock Park to be community oriented, whether this means the building is restored and leased to community groups or demolished altogether and redeveloped into a community facility, although not all would agree.

Given the perceived lack of facilities and amenities in the Parish, particularly for children and teens, the Parish Council could explore the option of redeveloping the building in Roestock Park and providing youth facilities here, in addition to other facilities for all age groups to suit the whole community.

Horseshoe Field and Gloucester Park should be retained as Parish Council assets and redeveloped or enhanced, but they are not considered an investment priority

Respondents would most like to see Horseshoe Field and Gloucester Park retained as Parish Council assets and redeveloped or enhanced. Further to this, some respondents also provided a further comment stating that these spaces should be retained or enhanced.

However, when asked about prioritising investment in Parish facilities and spaces, both Gloucester Park and Horseshoe Field received the lowest levels of agreement that any future investment should be prioritised here, with a larger proportion disagreeing than agreeing.

These findings illustrate that, whilst residents would like to see these spaces enhanced, their priorities for future investment lie with other facilities such as Colney Heath Common and Roestock Park. Should the Parish Council wish to enhance Horseshoe Field and Gloucester Park in some way in the future, it may be beneficial to consult residents for suggestions of how they would like this to materialise.

Residents are most likely to find out about things happening in the Parish through word of mouth, but many do use the Parish Council's communications and rate them highly

The majority of respondents said that they find out about things happening in Colney Heath Parish through word of mouth or other people, which further highlights the sense of community in the Parish. Other common ways of finding local information include Facebook, email newsletters from other organisations, local newspapers and the Nextdoor website or app, showing that residents use a variety of traditional and non-traditional methods of seeking information.

A sizeable proportion of respondents said they use the Colney Heath Parish Council newsletter to find out about things happening locally, with four in ten rating this as excellent or good. The Parish Council website is used a bit less to find out about things that are happening in the area, with over four in ten indicating that they do not use this. Despite the Parish Council website not being as widely utilised as the newsletter, it is still more likely to be rated positively than negatively.

These are positive findings for the Parish Council, showing that its newsletter is widely read, rated highly and is considered a source of local information for residents. However, these findings also highlight that the Parish Council could increase awareness and usage of its website through promotion to residents.

Appendices



Colney Heath Community Survey

What is the survey about?

Section 126(1) of the Local Government Act 1972 (1972 Act) states that any land belonging to a local council which is not required for the purpose for which it was acquired, or has since been appropriated, may be appropriated for any other purpose for which the council can buy land. As part of this process, Colney Heath Parish Council has taken the decision to consult its residents on the future of the assets owned by the Parish Council.

The survey is also an opportunity for you to tell the Parish Council about what you like and dislike about living in the Parish, your views on the Parish Council and local facilities, and your thoughts about the future of the Parish.

Who can take part in the survey?

We want to hear the views of everyone who lives in Colney Heath Parish and we want to hear from as many people in your household as possible. Please answer the questions based on your own views and experiences, and encourage other people you live with or know in Colney Heath to take part using a separate paper questionnaire, or by completing it online at enventure.co.uk/CHPC. Please only take part in the survey once. **Please do not take part if you do not live in the Parish.**

Taking part in the survey

Taking part in the survey will take no more than 10 minutes. Taking part is voluntary, but your feedback is really valuable.

Please follow the question instructions to ensure you complete the survey correctly. For example, some survey questions are single choice while others are multiple choice. This is very important as any questions answered incorrectly will not be included within the final results.

The survey closes at **5pm on Tuesday 21 June 2022**. Please make sure you take part before then. You can return your completed questionnaire by using a pre-paid envelope which is available to collect from the Colney Heath Parish Council office within the Highfield Park Trust Visitor Centre on Hill End Lane.

If you have any questions about taking part, please call the helpline on 0800 0092 117 or email helpline@enventure.co.uk

How we will use your information and your rights

Colney Heath Parish Council has asked an independent organisation, Enventure Research, to collect survey responses so that your individual response stays confidential. The Parish Council will receive a report on the aggregated survey findings and anonymised data from the survey. If you provide your contact details to Enventure Research, they will only be used for research purposes related to this survey and will not be disclosed to any third parties.

For more information about your data rights and who to contact, please visit our website at www.enventure.co.uk

About you

Q1 Which part of the Parish do you live in?

Select one option only

If you are unsure which part of the Colney Heath Parish you live in, please find your street name on the printed document included with your questionnaire. If you have misplaced the document, please visit the Parish Council office to collect another or type the following into your web browser: bit.ly/CHPC-Q1

- Alban Way South
- Colney Heath village
- Highfield
- Hill End
- Oaklands
- Sleapshyde
- Smallford
- Tyttenhanger
- Don't know
- Prefer not to say

Q2 What is your postcode? e.g. AL4 0PQ

You can leave it blank if you do not wish to provide it, but it will not be used to identify individual households

Q3 What is your age group?

Select one option only

- 16-19 years
- 20-24 years
- 25-34 years
- 35-44 years
- 45-54 years
- 55-64 years
- 65-74 years
- 75 years or older
- Prefer not to say

Q4 Are you a parent, carer or guardian of a child or young person aged 0-18?
Select all that apply

- No
- Yes, aged under 5
- Yes, aged 5-10
- Yes, aged 11-18
- Prefer not to say

Colney Heath Parish as a place to live

Q5 What do you like most about living in Colney Heath Parish?
Select up to six options only

- | | |
|-----------------------------------------------------------|---------------------------------------------------------------|
| <input type="checkbox"/> Sense of community | <input type="checkbox"/> Choice of pubs, restaurants and bars |
| <input type="checkbox"/> Friendliness of people | <input type="checkbox"/> Leisure and sport facilities |
| <input type="checkbox"/> Proximity to London | <input type="checkbox"/> Look and appearance of the community |
| <input type="checkbox"/> Local transport network | <input type="checkbox"/> Proximity to friends and family |
| <input type="checkbox"/> Proximity to countryside | <input type="checkbox"/> I've lived here all my life |
| <input type="checkbox"/> Local walking and cycling routes | <input type="checkbox"/> Variety of housing |
| <input type="checkbox"/> Parks and recreation areas | <input type="checkbox"/> Other |
| <input type="checkbox"/> Schools | <input type="checkbox"/> Nothing |
| <input type="checkbox"/> Local facilities and amenities | <input type="checkbox"/> Don't know |
| <input type="checkbox"/> Shops and retail offering | |

Other

Please specify

Q6 And what do you dislike most about living in Colney Heath Parish?
Select up to six options only

- | | |
|-----------------------------------------------------------------|---------------------------------------------------------------|
| <input type="checkbox"/> Traffic and congestion | <input type="checkbox"/> Choice of pubs, restaurants and bars |
| <input type="checkbox"/> Air pollution | <input type="checkbox"/> Lack of leisure and sport facilities |
| <input type="checkbox"/> Noise pollution | <input type="checkbox"/> Look and appearance of the community |
| <input type="checkbox"/> State of roads and/or footpaths | <input type="checkbox"/> Over development of the area |
| <input type="checkbox"/> Lack of cycling and walking routes | <input type="checkbox"/> Other |
| <input type="checkbox"/> State of parks and recreation areas | <input type="checkbox"/> Nothing |
| <input type="checkbox"/> Lack of local facilities and amenities | <input type="checkbox"/> Don't know |

Other

Please specify

What's going on in Colney Heath Parish

Q10 **How do you usually find out about things that are happening in Colney Heath Parish?**

Select as many as apply

- | | |
|-----------------------------------------------------------------|----------------------------------------------------------------------------|
| <input type="checkbox"/> Facebook | <input type="checkbox"/> Parish Council website |
| <input type="checkbox"/> Instagram | <input type="checkbox"/> Email newsletters from other organisations |
| <input type="checkbox"/> Twitter | <input type="checkbox"/> Nextdoor website/app |
| <input type="checkbox"/> Word of mouth / other people | <input type="checkbox"/> Other |
| <input type="checkbox"/> Local newspapers | <input type="checkbox"/> I do not find out about things that are happening |
| <input type="checkbox"/> Colney Heath Parish Council newsletter | <input type="checkbox"/> Don't know |
| <input type="checkbox"/> Notice boards | |

Other

Please specify

Future of Colney Heath Parish

Q11 **What, if anything, most worries you about the future of Colney Heath Parish?**

Select up to six options only

- | | |
|-------------------------------------------------------------------------------|---------------------------------------------------------|
| <input type="checkbox"/> Pressure on medical facilities | <input type="checkbox"/> More traffic |
| <input type="checkbox"/> Pressure on facilities for children and young people | <input type="checkbox"/> Speeding |
| <input type="checkbox"/> Pressure on facilities for older people | <input type="checkbox"/> Worse air quality / pollution |
| <input type="checkbox"/> Pressure on facilities for disabled people | <input type="checkbox"/> Littering |
| <input type="checkbox"/> Pressure on school places | <input type="checkbox"/> Loss of identity and community |
| <input type="checkbox"/> Pressure on parking | <input type="checkbox"/> Higher crime levels |
| <input type="checkbox"/> Pressure on leisure facilities | <input type="checkbox"/> Over development |
| <input type="checkbox"/> Fewer jobs and businesses | <input type="checkbox"/> Highways maintenance |
| <input type="checkbox"/> Fewer affordable rental properties | <input type="checkbox"/> Flooding |
| <input type="checkbox"/> Affordability of housing | <input type="checkbox"/> Other |
| <input type="checkbox"/> Lack of public transport options | <input type="checkbox"/> I do not have any worries |
| | <input type="checkbox"/> Don't know |

Other

Please specify

Colney Heath Parish Council is looking to allocate financial resources for investment in community facilities over the next 5 to 10 years.

Q12 How much do you agree or disagree with that investment being prioritised in...?
Select one answer for each option

	Strongly agree	Somewhat agree	Neither agree nor disagree	Somewhat disagree	Strongly disagree	Don't know
Roestock Park and the former Scout & Guide Centre	<input type="radio"/>	<input type="radio"/>	<input type="radio"/>	<input type="radio"/>	<input type="radio"/>	<input type="radio"/>
High Street Recreation Ground - Colney Heath Football Club	<input type="radio"/>	<input type="radio"/>	<input type="radio"/>	<input type="radio"/>	<input type="radio"/>	<input type="radio"/>
Gloucester Park	<input type="radio"/>	<input type="radio"/>	<input type="radio"/>	<input type="radio"/>	<input type="radio"/>	<input type="radio"/>
Horseshoe Field	<input type="radio"/>	<input type="radio"/>	<input type="radio"/>	<input type="radio"/>	<input type="radio"/>	<input type="radio"/>
Colney Heath Common	<input type="radio"/>	<input type="radio"/>	<input type="radio"/>	<input type="radio"/>	<input type="radio"/>	<input type="radio"/>
Tyttenhanger Open Space, Accessway and Play Area	<input type="radio"/>	<input type="radio"/>	<input type="radio"/>	<input type="radio"/>	<input type="radio"/>	<input type="radio"/>
Sleapshyde Play Area and Open Space	<input type="radio"/>	<input type="radio"/>	<input type="radio"/>	<input type="radio"/>	<input type="radio"/>	<input type="radio"/>

Future of Colney Heath Parish

The Parish Council manage several assets and pieces of land. Over the years the needs and purposes for the purchases of the land have changed which has resulted in the Parish Council consulting residents on what it should do with them in the future.

Q13 Which of the following options, if any, would you most like to see happen to the land known as Horseshoe Field?
Select one option only

To find out more information about the land known as Horseshoe Field, please read the printed document included with your questionnaire. If you have misplaced the document, please visit the Parish Council office to collect another or type the following into your web browser: bit.ly/CHPC-Q13

- Retained as an asset of the Parish Council and redeveloped/enhanced
- Retained as an asset of the Parish Council and leased to a third party
- Marketed for sale
- Other
- Don't know / no opinion

Other

Please specify

Q14 **Which of the following options, if any, would you most like to see happen to the land known as Gloucester Fields/Gloucester Park?**

Select one option only

To find out more information about the land known as Horseshoe Field, please read the printed document included with your questionnaire. If you have misplaced the document, please visit the Parish Council office to collect another or type the following into your web browser: bit.ly/CHPC-Q14

- Retained as an asset of the Parish Council and redeveloped/enhanced
- Retained as an asset of the Parish Council and leased to a third party
- Marketed for sale
- Other
- Don't know / no opinion

Other

Please specify

Q15 **Which of the following options, if any, would you most like to see happen to the building in Roestock Park, formerly the Scout & Guide Centre?**

Select one option only

To find out more information about the land known as Horseshoe Field, please read the printed document included with your questionnaire. If you have misplaced the document, please visit the Parish Council office to collect another or type the following into your web browser: bit.ly/CHPC-Q15

- Demolished and redeveloped into a community facility
- Restored and leased to community groups
- Other
- Don't know / no opinion

Other

Please specify

Colney Heath Parish Council

Q16 **How would you rate the Parish Council's newsletter?**

Select one option only

- Excellent
- Good
- Fair
- Poor
- Very poor
- I don't read the Parish Council's newsletter

Q17 How would you rate the Parish Council's website?

Select one option only

- Excellent
- Good
- Fair
- Poor
- Very poor
- I don't use the Parish Council's website

Q18 Are you interested in signing up by email to receive e-newsletters and information from the Parish Council?

Select one option only

- Yes
- No
- Don't know

If you have ticked 'Yes' to indicate that you are interested in signing up by email to receive e-newsletters and information from the Parish Council, please provide your email address in the box below.

Enventure Research will share the details you provide with the Parish Council so that they can send you e-newsletters and information by email. Your details will not be used for any other purpose nor shared with any other third parties. Your details will be kept separate from your survey answers, meaning that you will not be identified in any way in the survey responses. By providing your details, you are consenting to Enventure Research sharing them with Colney Heath Parish Council.

Q19 Email address

Q20 And finally, do you have any further comments to make about the topics raised in the survey? Please feel free to use this box to expand on any of your responses to the survey.

Please briefly summarise your comments in a few sentences

Thank you for taking the time to take part in the survey. Your views are greatly appreciated.

Please return your completed questionnaire via the pre-paid return envelope before Tuesday 21 June 2022. If you did not take a pre-paid envelope when you collected this paper questionnaire, you can collect one from the Colney Heath Parish Council office which is found in Highfield Park Trust Visitor Centre on Hill End Lane.



Thornhill Brigg Mill, Thornhill Beck Lane, Brighouse, West Yorkshire, HD6 4AH

T: 01484 404797

W: www.enventure.co.uk